



# Zip HydroTap 4-in-1

Hot, cold, plus filtered boiling and chilled water from a single source



Zip HydroTap mounted on optional Tap Font; Mixer Tap included

## Energy Conservation

### HydroTap features two energy saving modes

- **Integral 24 hour 7 day timer** enables the unit to switch off automatically during known periods of inactivity e.g. overnight or at weekends, returning to full functionality ahead of the next expected demand.
- **Inactivity Sleep Mode** enables the boiling water unit to power down automatically following a period of 2 or 4 hours non-use. This allows the water temperature to gradually reduce to 65°C, at which it is maintained. Upon further draw off boiling resumes.

## Features

Zip HydroTap 4-in-1 offers all of the advantages of a standard HydroTap plus these five outstanding benefits

- Simplifies the provision of hot water in office kitchens—hot & cold via the mixer tap and boiling & chilled from the HydroTap all from a single source
- Cuts costs—eliminates the need for a separate hot water supply or the expense of hot water circulation from a central source
- Saves space—no need to provide cupboard space for a separate hot water heater
- Conserves energy—dramatically cuts heat loss from hot water storage
- The mixer tap will deliver up to 3ltr/min, which is ideal for rinsing cups and hand-washing where a dishwasher is the primary source of washing dishes. 4-in-1 is not intended for high use applications such as filling sinks or cleaners' buckets.

01.01.10





# Zip HydroTap 4-in-1

# Hot, cold, plus boiling and chilled water from a single source

Model	Power Rating kW	Maximum Chilled Glasses/hr	Maximum Boiling Cups/hr	50° Hot Water at any one time (litres)	Dimensions (mm) W x D x H
BCH150/175	2.1	175	150	Up to 11.5	500 x 508 x 395
BCH100/125	1.7	125	100	Up to 7.0	440 x 473 x 337

### Description

- Under-sink hot and cold plus instant boiling and chilled filtered water from the same source
- Less than 13p a day for the convenience of instant boiling, hot and chilled water at your fingertips
- No waiting for water to boil; no bottled water to buy; no need for separate hot water service
- High quality mixer tap included
- Fan-cooled condenser type chilling system
- Programmable maximum measured boiling water delivery
- Boiling water safety lock provides user safety, where required
- Oversized levers available for disabled users
- Available in 2 capacities
- Cool-touch HydroTap
- Lock-on facility on HydroTap for filling larger vessels
- Filter replacement indicator

### Boiling system

Open outlet, vented system designed to operate at 98°C.

### Hot water system

Delivers water at up to 55°C.

### Chilling system

Fan cooled condenser type using R134A refrigerant. Chilled temperature maintained between 5°C to 10°C.

### Filtration system

Integral triple action sub-micron fully encapsulated. Optional scale filter FL3000.

### HydroTap head

Chrome plated tap with electronic controls, integral safety lock and LED indicators.

### Mixer Tap head

Flick mixer action providing blended hot water and ambient mains cold water.

### Undersink system

Corrosion resistant white enamelled steel case with front access door and control panel.

### Approvals

WRAS approved and CE endorsed.

### Warranty

One-year on site parts and labour. For full details of the Zip Warranty Scheme visit: [www.zipheaters.co.uk/warranty](http://www.zipheaters.co.uk/warranty).

### Installation

#### Location

The Mixer Tap should be located on a suitable sink. The HydroTap should be positioned either on a suitable sink or on the optional Zip Tap Font. Under-sink unit should be sited directly under the taps - maximum 1 metre away. It must be installed with clearances of 50mm to the left and right and 65mm at rear.

#### Plumbing

Designed for connection to a potable cold water supply with a minimum pressure of 2 bar and a maximum pressure of 7 bar. A pressure reducing valve to be fitted if pressure is greater than 7 bar.

An isolating valve should be installed between the supply and the unit.

### Venting

A vent in the HydroTap may discharge small amounts of water or steam, so tap must be mounted where it can drain.

### Ventilation—IMPORTANT

It is essential that the cupboard containing the undersink unit is adequately ventilated as poor air circulation will adversely affect the performance of the HydroTap. Cupboard doors must be offset all round using the 4mm buffers provided and the supplied vent fitted.

If it is not possible to fit the vent in the cupboard door then consideration should be given to installing it in the side wall of the cupboard to dissipate heat to adjoining areas. Where limited ventilation is available it is strongly recommended that the optional auxiliary fan, ref: SP9065, is used. Supplied as standard on BCH150/175.

### Electrical

To be wired to a double pole fused spur, minimum break capacity of 13 amps. Installation must comply with current IEE regulations.

### General

The Zip HydroTap 4-in-1 should be installed by a suitable qualified tradesperson and in accordance with the installation instructions.

### Caution

In some hard water areas where mineral scale accumulation may be an issue, consideration should be given to the maintenance required. We recommend the use of Zip FL3000 scale filter system.

### Technical Support

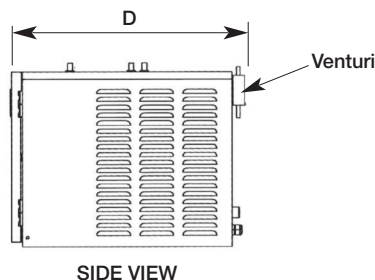
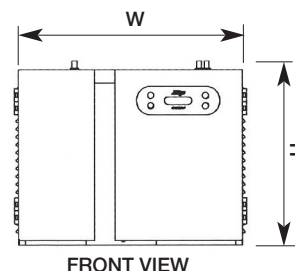
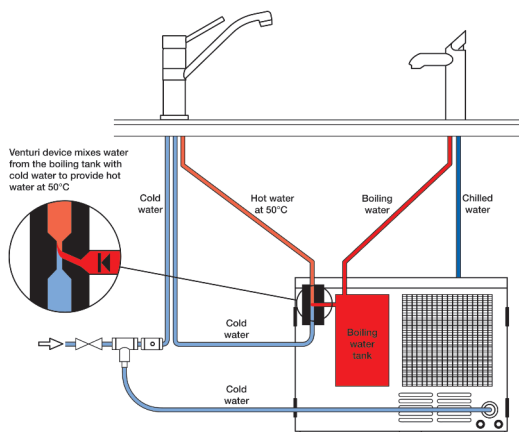
Contact Zip on Tel: 0800 077 8302.

### Maintenance

Zip HydroCare Tel: 0800 077 8302.

### Accessories

- Tap Font - ZT004
- Drainless Font - ZT006
- Auxilliary Fan - SP90651
- Submicron filter - ZT002
- Limescale Filter Kit - FL3000
- Replacement cartridge - FL3001



01.01.10

